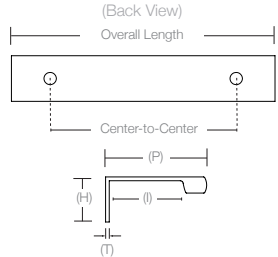
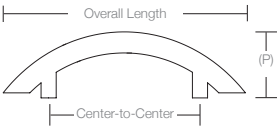
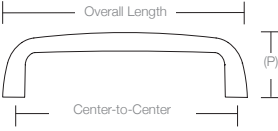
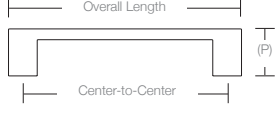


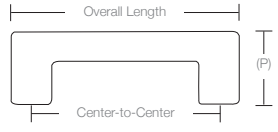
# Contemporary Cabinet Knob & Pull Specifications

| Edge Pull |  | Product Code | Dimension C-to-C | Overall Length | Projection(P) | Height(H) | Inner Projection(I) | Thickness(T) |
|-----------|---|--------------|------------------|----------------|---------------|-----------|---------------------|--------------|
|           |   | 87160        | 1"               | 1 1/2"         | 1 3/4"        | 3/4"      | 1 1/4"              | 1/16"        |
| 87100     | 3"  | 4 1/4"       | 1 3/4"           | 3/4"           | 1 1/4"        | 1/16"     |                     |              |
| 87110     | 4"  | 5 1/4"       | 1 3/4"           | 3/4"           | 1 1/4"        | 1/16"     |                     |              |
| 87120     | 6"  | 7 1/4"       | 1 3/4"           | 3/4"           | 1 1/4"        | 1/16"     |                     |              |
| 87130     | 8"  | 9 1/4"       | 1 3/4"           | 3/4"           | 1 1/4"        | 1/16"     |                     |              |
| 87140     | 10"   | 11 1/4"      | 1 3/4"           | 3/4"           | 1 1/4"        | 1/16"     |                     |              |
| 87150     | 12"   | 13 1/4"      | 1 3/4"           | 3/4"           | 1 1/4"        | 1/16"     |                     |              |

| Arch Pull |  | Product Code | Dimension C-to-C | Overall Length | Projection(P) |
|-----------|---|--------------|------------------|----------------|---------------|
|           |   | 86153        | 3"               | 4 3/4"         | 1 1/8"        |
| 86154     | 3 1/2"  | 5 1/8"       | 1 1/8"           |                |               |
| 86155     | 4"  | 5 5/8"       | 1 1/8"           |                |               |
| 86251     | 6"  | 8 1/2"       | 1 1/4"           |                |               |


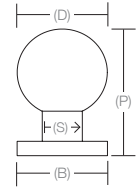
| Orbit Pull |  | Product Code | Dimension C-to-C | Overall Length | Projection(P) |
|------------|---|--------------|------------------|----------------|---------------|
|            |   | 86256        | 3"               | 3 3/8"         | 1"            |
| 86257      | 3 1/2"  | 3 7/8"       | 1"               |                |               |
| 86258      | 4"  | 4 3/8"       | 1"               |                |               |
| 86259      | 6"  | 6 3/8"       | 1"               |                |               |
| 86260      | 10"   | 10 7/16"     | 1"               |                |               |

| Trinity Pull                              |  | Product Code | Dimension C-to-C | Overall Length | Projection(P) | Width(W) |
|---|---|--------------|------------------|----------------|---------------|----------|
|   |   | 86263        | 3"               | 3 1/2"         | 1"            | 5/8"     |
| 86264                                     | 3 1/2"  | 4"           | 1"               | 5/8"           |               |          |
| 86265                                     | 4"  | 4 1/2"       | 1"               | 5/8"           |               |          |
| 86482                                     | 5"  | 5 1/2"       | 1"               | 5/8"           |               |          |
| 86266                                     | 6"  | 6 1/2"       | 1"               | 5/8"           |               |          |
| 86438                                     | 8"  | 8 1/2"       | 1"               | 5/8"           |               |          |
| 86267                                     | 10"   | 10 1/2"      | 1"               | 5/8"           |               |          |
| 86483                                     | 12"   | 12 1/2"      | 1"               | 5/8"           |               |          |
| <i>Also available in Appliance Pulls:</i> |   |              |                  |                |               |          |
| 86444                                     | 13"   | 12"          | 1 3/4"           | 1 5/16"        |               |          |
| 86445                                     | 19"   | 18"          | 1 3/4"           | 1 5/16"        |               |          |


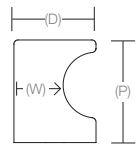
| Trail Pull                                |  | Product Code | Dimension C-to-C | Overall Length | Projection(P) | Width(W) |
|---|---|--------------|------------------|----------------|---------------|----------|
|   |   | 86161        | 3"               | 3 5/8"         | 1 3/8"        | 1/2"     |
| 86162                                     | 3 1/2"  | 4 1/8"       | 1 3/8"           | 1/2"           |               |          |
| 86163                                     | 4"  | 4 5/8"       | 1 3/8"           | 1/2"           |               |          |
| 86272                                     | 5"  | 5 3/4"       | 1 3/8"           | 1/2"           |               |          |
| 86164                                     | 6"  | 6 5/8"       | 1 3/8"           | 1/2"           |               |          |
| 86165                                     | 8"  | 8 5/8"       | 1 3/8"           | 1/2"           |               |          |
| 86273                                     | 10"   | 10 6/8"      | 1 3/8"           | 1/2"           |               |          |
| 86166                                     | 12"   | 12 5/8"      | 1 3/8"           | 1/2"           |               |          |
| 86274                                     | 16"   | 16 5/8"      | 1 3/8"           | 1/2"           |               |          |
| <i>Also available in Appliance Pulls:</i> |   |              |                  |                |               |          |
| 86440                                     | 13"   | 12"          | 2"               | 1 1/16"        |               |          |
| 86441                                     | 19"   | 18"          | 2"               | 1 1/16"        |               |          |

# Contemporary Cabinet Knob & Pull Specifications


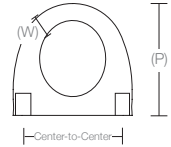
## Globe Knob

|  |   |  |
|--|---|--|
|  <p>( Back Plate Included )</p> |  | <b>Product Code</b> <b>Dimension(D)</b> <b>Projection(P)</b> <b>Base Diameter(B)</b> <b>Stem Diameter(S)</b> |
|  |   | 86152   1 1/8"   1 1/2"   1"   1/2"  |


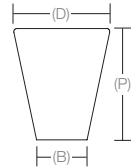
## Finger Pull

|   |   |  |
|---|---|--|
|  |  | <b>Product Code</b> <b>Dimension(D)</b> <b>Projection(P)</b> <b>Width(W)</b> |
|   |   | 86150   7/8"   1"   5/8"<br>86151   1"   1 1/4"   5/8"                       |


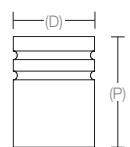
## Ring Knob

|  |  |  |
|--|--|--|
|  <p>( 2 Screws are Included )</p> |  | <b>Product Code</b> <b>Dimension C-to-C</b> <b>Projection(P)</b> <b>Width(W)</b> |
|  |  | 86270   1"   1 1/4"   3/8"   |


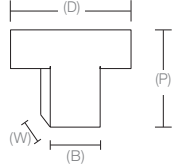
## Cone Knob

|   |   |  |
|---|---|--|
|  |  | <b>Product Code</b> <b>Dimension(D)</b> <b>Projection(P)</b> <b>Base Diameter(B)</b> |
|   |   | 86261   1"   1 1/8"   1/2"<br>86262   1 1/8"   1 3/8"   5/8"                         |

## Metric Knob

|   |   |  |
|---|---|--|
|  |  | <b>Product Code</b> <b>Dimension(D)</b> <b>Projection(P)</b> |
|   |   | 86268   1"   1 1/8"<br>86269   1 1/8"   1 3/8"               |

## Trail Knob

|   |   |   |
|---|---|---|
|  |  | <b>Product Code</b> <b>Dimension(D)</b> <b>Projection(P)</b> <b>Base(B)</b> <b>Width(W)</b> |
|   |   | 86271   2"   1 3/8"   3/8"   5/8"   |