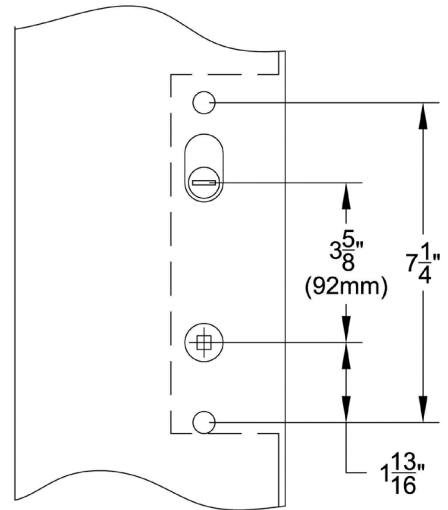



## Door Configuration #4 American Cylinder Above Handle 3 5/8" Center to Center



**Keyed Plates with American Cylinder** Includes non-keyed thumbturn inside

### Standard Door Thickness: from 1 5/8" to 2"

Standard Components:

- Single Cylinder Tailpiece
- 3 3/4" Steel Spindle
- 2" Rosette Screws for 1 5/8" - 1 3/4" thick door
- 2 1/2" Rosette Screws for 1 3/4" - 2" thick door

### Extended Door Thickness: Over 2" to 2 3/4"

Extended Components:

- Long Single Cylinder Tailpiece
- 4 1/2" Steel Spindle
- 2 1/2" Rosette Screws 2" - 2 1/4" thick door
- 3" Rosette Screws for 2 1/4" - 2 3/4" thick door

**Non-Keyed Plates** Includes non-keyed passage, fixed handle out/operating handle in, and dummy (uses screws only)

### Standard Door Thickness: from 1 5/8" to 2"

Standard Components:

- Thumbturn Tailpiece
- 3 3/4" Steel Spindle (half-spindle for fixed handle out/operating handle in)
- 2" Rosette Screws for 1 5/8" - 1 3/4" thick door
- 2 1/2" Rosette Screws for 1 3/4" - 2" thick door

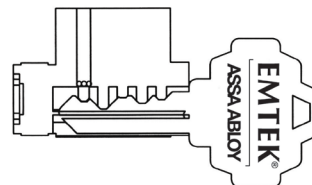
### Extended Door Thickness: Over 2" to 2 3/4"

Extended Components:

- Long Thumbturn Tailpiece
- 4 1/2" Steel Spindle (half-spindle for fixed handle out/operating handle in)
- 2 1/2" Rosette Screws 2" - 2 1/4" thick door
- 3" Rosette Screws for 2 1/4" - 2 3/4" thick door

## CONSTRUCTION KEYING

- Lost ball system.
- Last four pin locations drilled for lost ball application.
- Master key pins used for code variability.
- Construction keys and owner keys sent separately.
- Order by indicating "**Construction Keyed, House #\_**" next to applicable locks.



- Construction devices used on one or more of last four positions.



- Dimples drilled in plug in this position.

### Charge for Construction Keying - \$3.00 (NET)

- Locks that are both construction keyed and keyed alike in a house group will be charged a total of \$5.00 (NET) per cylinder.

### Charge for Re-Keying - \$2.00 (NET) per Cylinder

- Locks that are keyed to code or keyed alike in a house group will be charged \$2.00 (NET) per cylinder.

### Keying to Code

- Order by indicating "Key Code XXXXX" next to applicable locks.

### Keying Alike

- Order by indicating "Keyed Alike" next to applicable locks if only one keyed alike group is wanted.
- If ordering multiple groups (houses) indicate "**Keyed Alike House #\_**" next to applicable locks.

Set includes plates, handles and cylinders (where applicable). Multi Point lock mechanism is not included.  
 Ashland®, G-U®, Caradco®, JELD-WEN®, Jeldwen® Custom Collection (formerly Pozzi®), Marvin®, PGT®, Premium Collection (formerly Norco®), Weathershield®

<b>Keyed with American Cylinder</b> (for Active Door, Schlage® Keyway Standard, Weiser® Keyway Optional, Rekeyable)	
<p>1 ½" x 11" Plates, Product Codes <b>1411, 1431, 1451, 1471, 14A1</b></p>	<p>2" x 10" Plates, Product Codes <b>1421, 1441, 1461, 1481, 14B1</b></p>
<b>Non-Keyed, Passage</b> (for Semi-Active Door)	
<p>1 ½" x 11" Plates, Product Codes <b>1412, 1432, 1452, 1472, 14A2</b></p>	<p>2" x 10" Plates, Product Codes <b>1422, 1442, 1462, 1482, 14B2</b></p>
<b>Non-Keyed, American Style Thumbturn Inside</b> (for Active Door)	
<p>1 ½" x 11" Plates, Product Codes <b>1413, 1433, 1453, 1473, 14A3</b></p>	<p>2" x 10" Plates, Product Codes <b>1423, 1443, 1463, 1483, 14B3</b></p>
<b>Non-Keyed, Fixed Handle Outside, Operating Handle Inside</b> (for Semi-Active Door)	
<p>1 ½" x 11" Plates, Product Codes <b>1414, 1434, 1454, 1474, 14A4</b></p> <p>Fixed</p>	<p>2" x 10" Plates, Product Codes <b>1424, 1444, 1464, 1484, 14B4</b></p> <p>Fixed</p>
<b>Dummy Pair</b> (for Non-Active Door)	
<p>1 ½" x 11" Plates, Product Codes <b>1415, 1435, 1455, 1475, 14A5</b></p> <p>Fixed</p>	<p>2" x 10" Plates, Product Codes <b>1425, 1445, 1465, 1485, 14B5</b></p> <p>Fixed</p>