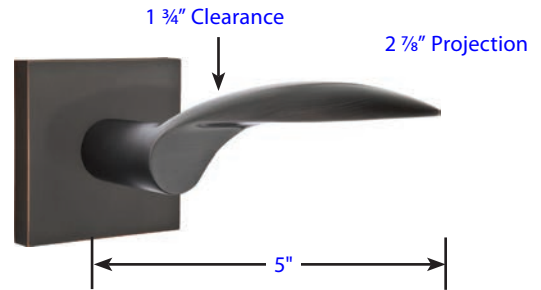
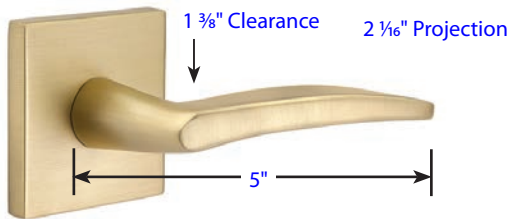



Luzern (LU)
with Modern Rosette




Mercury (MC)
with Square Rosette




Poseidon (POS)
with Square Rosette



Sion (SIO)
with Disk Rosette



Spencer (SPN)
with Urban Modern Rosette



Stuttgart (STU)
with Disk Rosette

See page 4 for rosette specification.

Door Thickness Specifications

- Standard Door Thickness: 1 1/4" - 2"
- Standard Components:
- Privacy Pin (for privacy sets)
- Inside Passage Half Spindle
- 1 1/2" Rosette Screws
- Full-Lip Strike Plate

- **Extended** Door Thickness: 2" - 2 1/2"
- Extended Components:
- Privacy Pin w/ Extension (for privacy sets)
- Long Inside Passage Half Spindle
- 2" Rosette Screws
- Extended Full-Lip Strike Plate

- **Extended** Door Thickness: 2 1/2" - 3"
- Extended Components:
- Privacy Pin w/ Extension (for privacy sets)
- Extra Long Inside Passage Half Spindle
- 2 1/2" Rosette Screws
- Extended Full-Lip Strike Plate