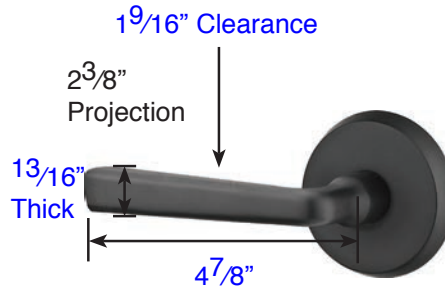
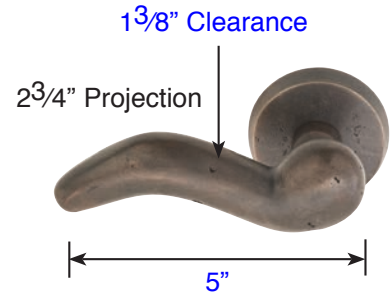


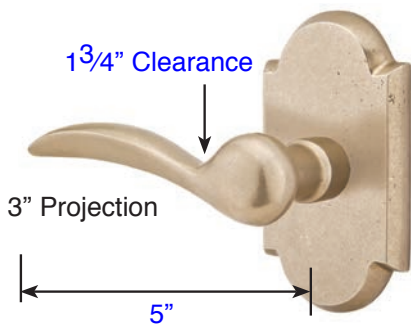
Aurora (AR)
with #6 Rosette



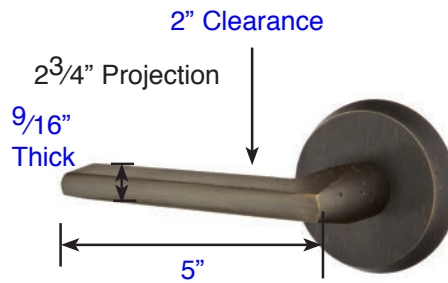
Cimarron (CR)
with #2 Rosette



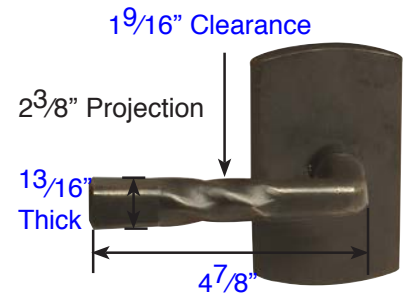
Cody (CD)
with #2 Rosette



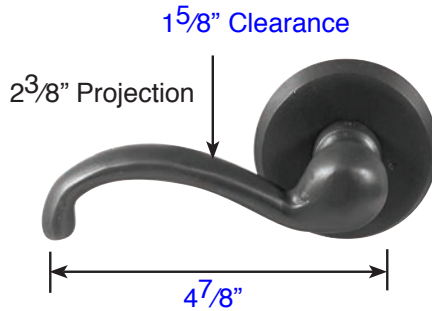
Durango (D)
with #1 Rosette



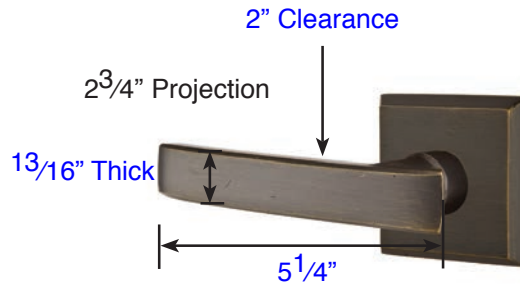
Lariat (LR)
with #2 Rosette



Montrose (MT)
with #4 Rosette



Teton (TT)
with #2 Rosette



Yuma (YM)
with #6 Rosette

See page 22 for rosette specification.

Door Thickness Specifications

- Standard Door Thickness: 1 3/8" - 2"
- Standard Components:
 - Privacy Pin (for privacy sets)
 - Inside Passage Half Spindle
 - 1 1/2" Rosette Screws
 - Full-Lip Strike Plate

- **Extended** Door Thickness: 2" - 2 1/2"
- Extended Components:
 - Privacy Pin w/ Extension (for privacy sets)
 - Long Inside Passage Half Spindle
 - 2" Rosette Screws
 - Extended Full-Lip Strike Plate

- **Extended** Door Thickness: 2 1/2" - 3"
- Extended Components:
 - Privacy Pin w/ Extension (for privacy sets)
 - Extra Long Inside Passage Half Spindle
 - 2 1/2" Rosette Screws
 - Extended Full-Lip Strike Plate