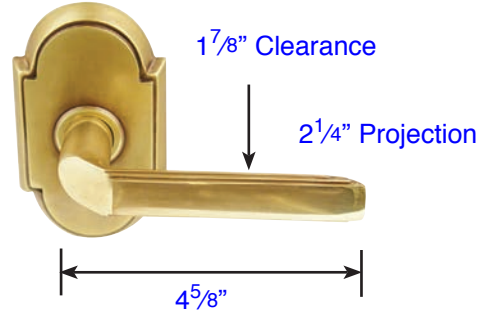
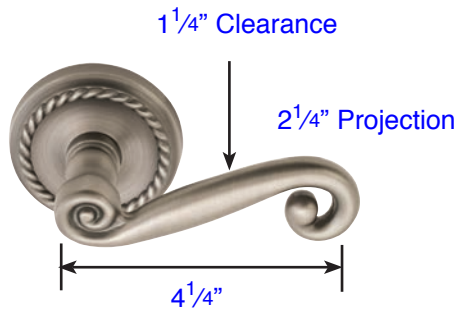



**Cortina (C)**  
 with Regular Rosette



**Milano (M)**  
 with #8 Rosette



**Rustic (R)**  
 with Rope Rosette



**Turino (T)**  
 with Lancaster Rosette

See page 14 for rosette specification.

**Door Thickness Specifications**

- Standard Door Thickness: 1 1/4" - 2"
- Standard Components:
- Privacy Pin (for privacy sets)
- Inside Passage Half Spindle
- 1 1/2" Rosette Screws
- Full-Lip Strike Plate

- **Extended** Door Thickness: 2" - 2 1/2"
- Extended Components:
- Privacy Pin w/ Extension (for privacy sets)
- Long Inside Passage Half Spindle
- 2" Rosette Screws
- Extended Full-Lip Strike Plate

- **Extended** Door Thickness: 2 1/2" - 3"
- Extended Components:
- Privacy Pin w/ Extension (for privacy sets)
- Extra Long Inside Passage Half Spindle
- 2 1/2" Rosette Screws
- Extended Full-Lip Strike Plate